











<p>Spring Term (1) Employability: Speak with college placements and careers advice Home Economics: Complex meal planning Life Skills: Different qualifications you can take</p>	<p>Spring Term (2) Employability: Speak with college placements and careers advice Home Economics: Complex meal planning Life Skills: Different qualifications you can take</p>	<p>Summer Term (1) Employability: Speak with college placements and careers advice Home Economics: Ironing different clothing Life Skills: Meditation and mindfulness</p>
<p>Autumn Term (2) Employability: Speak with college placements and careers advice Home Economics: Complex meal planning Life Skills: Different qualifications you can take</p>	<p>Autumn Term (1) Employability: Begin work placements Home Economics: Fixing clothes Life Skills: Map reading and Sat Navs</p>	

Level 5+

<p>Spring Term (2) Employability: Apply for work placements Home Economics: Cleaning chemicals how Life Skills: Organisations who can support you</p>	<p>Summer Term (1) Employability: Begin work placements Home Economics: Fixing clothes Life Skills: Drug and alcohol misuse</p>	<p>Summer Term (2) Employability: Begin work placements Home Economics: Fixing clothes Life Skills: Drug and alcohol misuse</p>
<p>Spring Term (1) Employability: Apply for work placements Home Economics: Cleaning chemicals how Life Skills: Organisations who can support you</p>	<p>Autumn Term (2) Employability: Visit potential work placements Home Economics: Batch cooking Life Skills: Staying safe</p>	<p>Autumn Term (1) Employability: Visit potential work placements Home Economics: Batch cooking Life Skills: Staying safe</p>

Level 4+-5

<p>Spring Term (2) Employability: Writing a CV Home Economics: Gardening Life Skills: Making phone calls</p>	<p>Summer Term (1) Employability: Simple job applications and learning about NI etc Home Economics: Painting a wall Life Skills: Sending emails</p>	<p>Summer Term (2) Employability: Simple job applications and learning about NI etc Home Economics: Painting a wall Life Skills: Sending emails</p>
<p>Spring Term (1) Employability: Writing a CV Home Economics: Gardening Life Skills: Making phone calls</p>	<p>Autumn Term (2) Employability: Simple job searches Home Economics: Budgeting for households Life Skills: Using the internet to search for things properly</p>	<p>Autumn Term (1) Employability: Simple job searches Home Economics: Budgeting for households Life Skills: Using the internet to search for things properly</p>

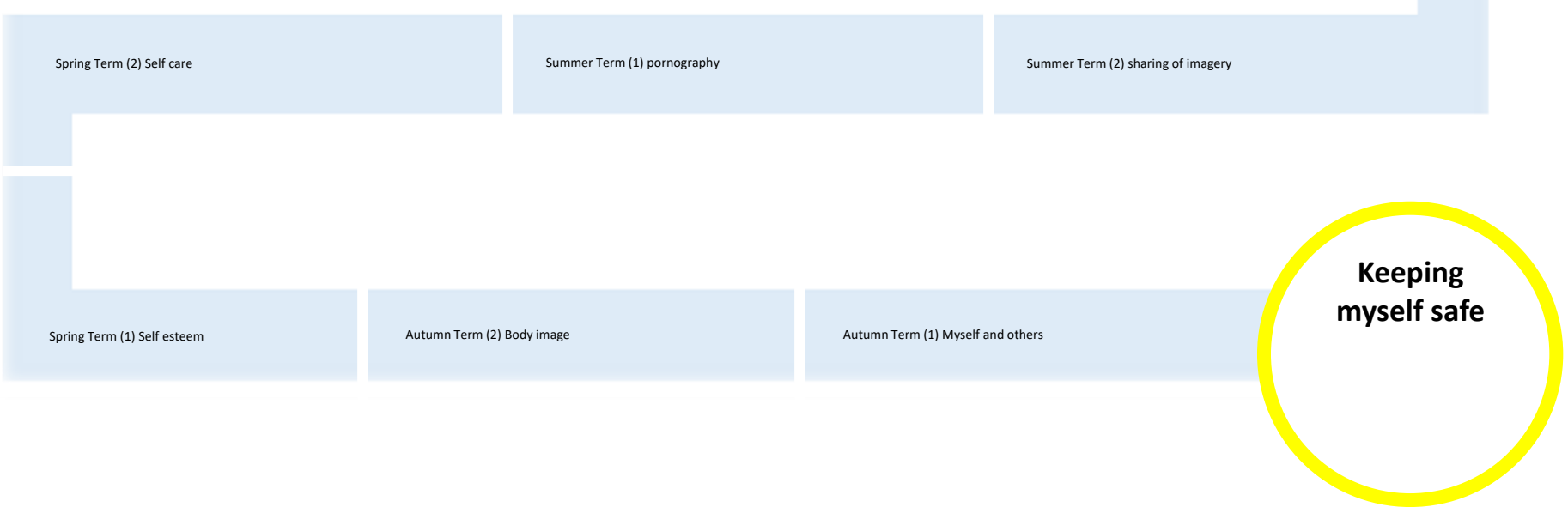
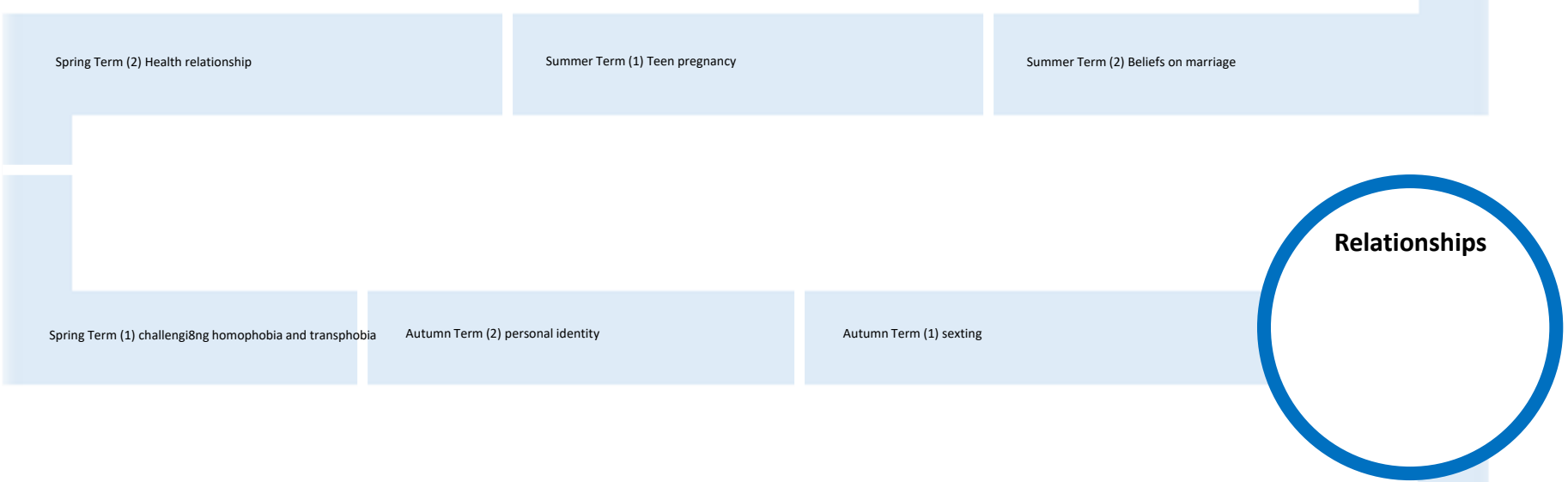
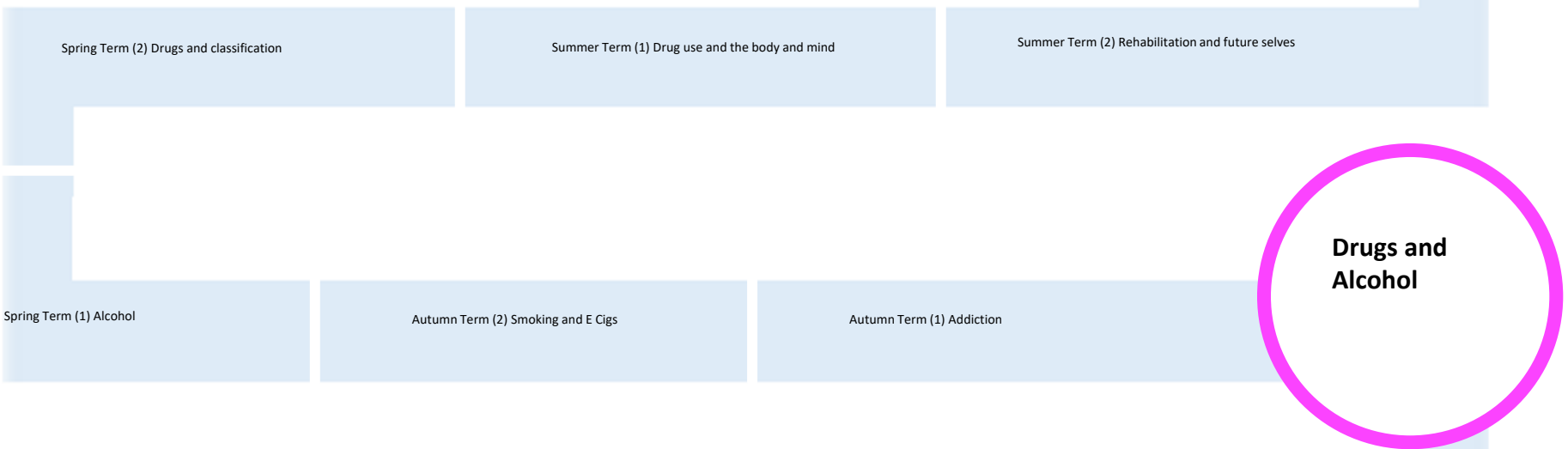
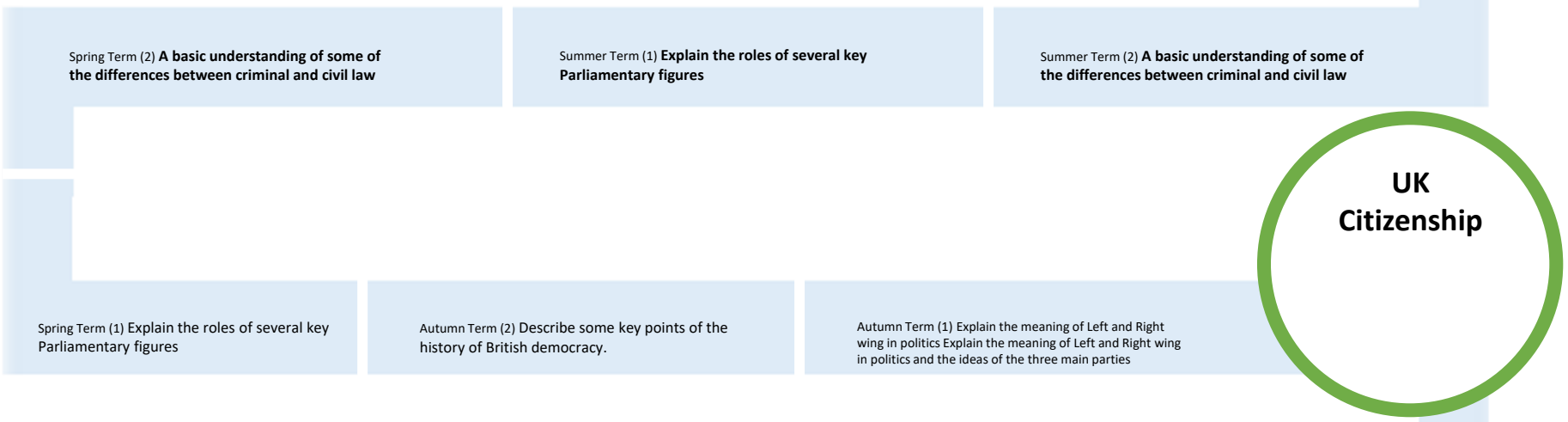
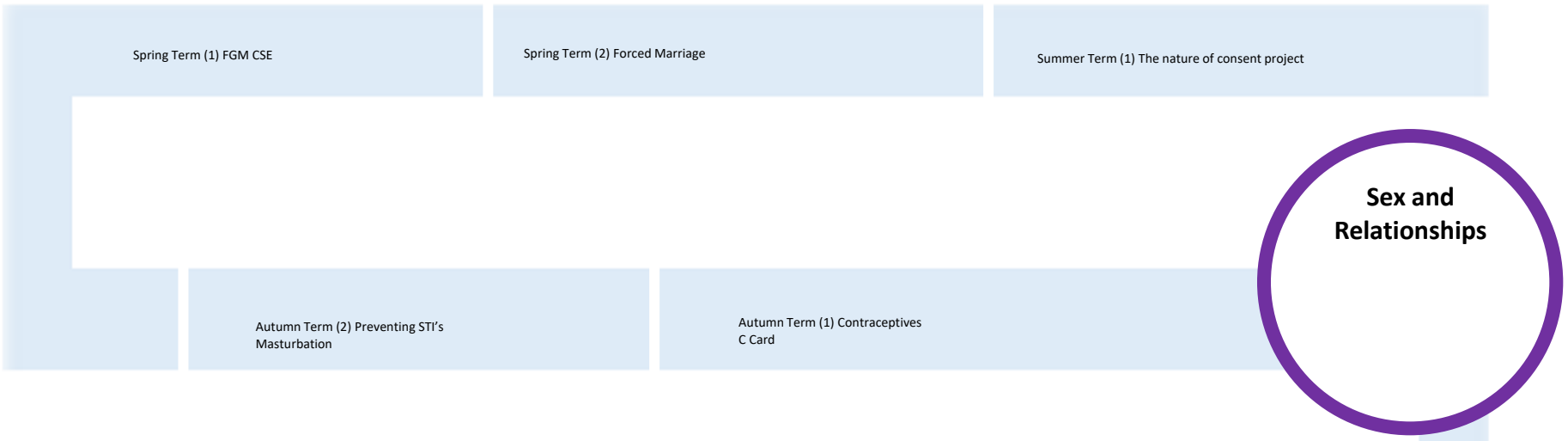
Level 3+-4

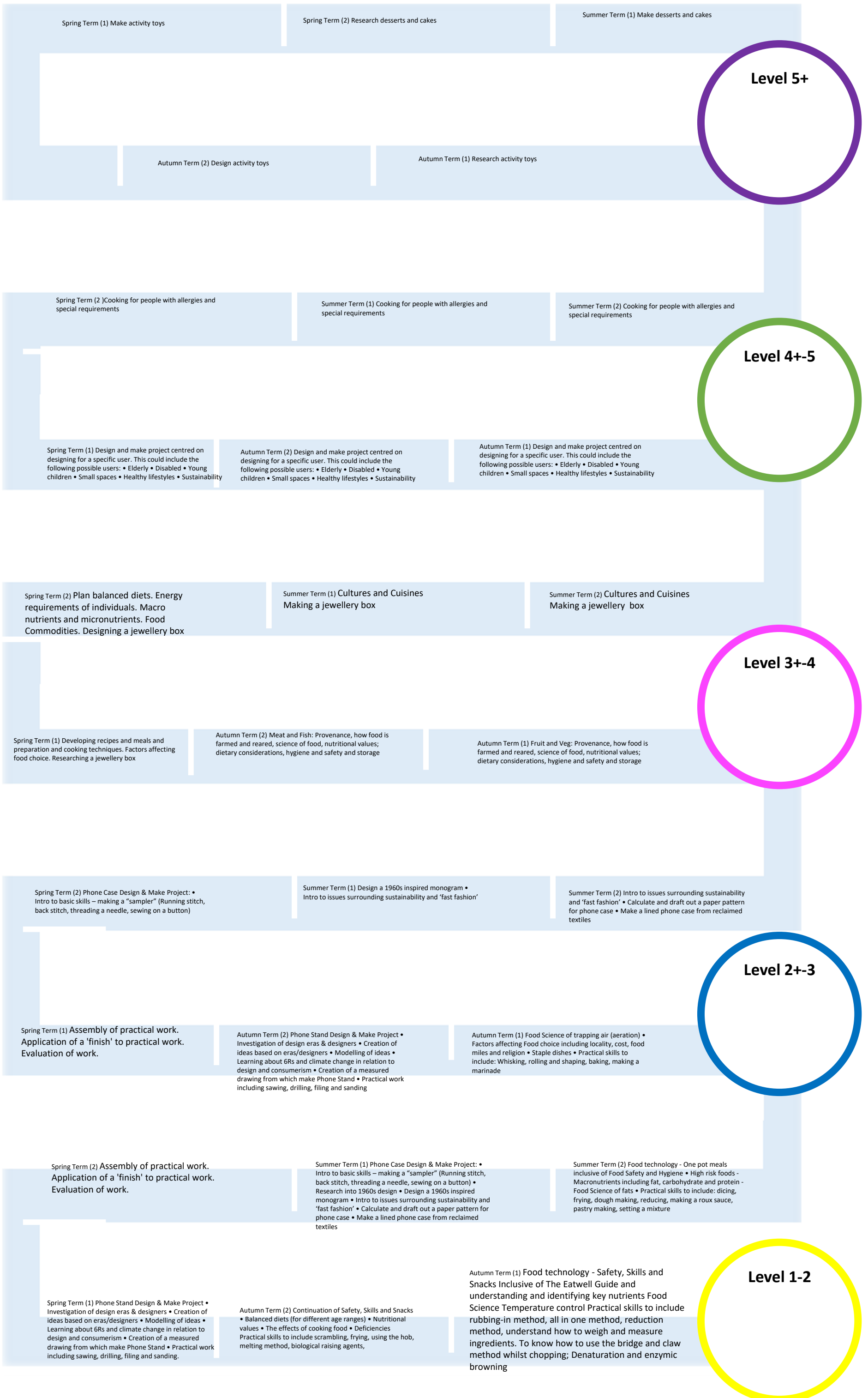
<p>Spring Term (2) Spring Term (1) Employability: How important are hobbies? Home Economics: how appliances around the home work and how to use them Life Skills: Personal Hygiene</p>	<p>Summer Term (1) Employability: Different types of jobs pay different types of wages. Home Economics: Handwriting and touch-typing Life Skills: Handwriting and touch-typing</p>	<p>Summer Term (2) Employability: Different types of jobs pay different types of wages. Home Economics: Handwriting and touch-typing Life Skills: Handwriting and touch-typing</p>
<p>Spring Term (1) Employability: How important are hobbies? Home Economics: how appliances around the home work and how to use them Life Skills: Personal Hygiene</p>	<p>Autumn Term (2) Employability: Different types of jobs Home economics: Putting up pictures and other simple decorating ideas Life Skills: My place in the world</p>	<p>Autumn Term (1) Employability: Different types of jobs Home economics: Putting up pictures and other simple decorating ideas Life Skills: My place in the world</p>

Level 2+-3

<p>Spring Term (2) Spring Term (1) Employability: What work does my family do? Home economics: Eating fruit and veg Life skills: Making connections</p>	<p>Summer Term (1) Employability: Learning about wages. Home economics: Washing and mending clothes Life Skills: Personal Goal setting and mindfulness</p>	<p>Summer Term (2) Employability: Learning about wages. Home economics: Washing and mending clothes Life Skills: Personal Goal setting and mindfulness</p>
<p>Spring Term (1) Employability: What work does my family do? Home economics: Eating fruit and veg Life skills: Making connections</p>	<p>Autumn Term (2) Employability: what is a job? Home economics: Making simple meals Life Skills: Taking on challenges</p>	<p>Autumn Term (1) Employability: what is a job? Home economics: Making simple meals Life Skills: Taking on challenges</p>

Level 1-2







Spring Term (1) Complete a project modelled on coursework using the project life cycle for a dog shelter, to learn desk top publishing software skills Students will create a: Business card Flyer Adoption certificate Dog care brochure

Spring Term (2) Complete a project modelled on coursework using the project life cycle for a dog shelter, to learn desk top publishing software skills Students will create a: Business card Flyer Adoption certificate Dog care brochure

Summer Term (1) Complete a project modelled on coursework using the project life cycle for a dog shelter, to learn desk top publishing software skills Students will create a: Business card Flyer Adoption certificate Dog care brochure

Level 5+

Autumn Term (2) Complete a project modelled on coursework using the project life cycle for a dog shelter, to learn desk top publishing software skills Students will create a: Business card Flyer Adoption certificate Dog care brochure

Autumn Term (1) Complete a project modelled on coursework using the project life cycle for a dog shelter, to learn desk top publishing software skills Students will create a: Business card Flyer Adoption certificate Dog care brochure

Spring Term (2) Promoting your own vlog or blog

Summer Term (1) Creating videos which educated others

Summer Term (2) Creating videos which educated others

Level 4+-5

Spring Term (1) starting your own blog or vlog

Autumn Term (2) What makes a good blog or vlog

Autumn Term (1) All about blogs and vlogs

Spring Term (2) Research animation

Summer Term (1) Design animations

Summer Term (2) Share and evaluate animations

Level 3+-4

Spring Term (1) Use word or PowerPoint to produce a student guide to the internet

Autumn Term (2) Show how the internet has impacted society

Autumn Term (1) History of the internet

Spring Term (2) Know the difference between hardware and software

Summer Term (1) Know the main functions of an operating system

Summer Term (2) Name examples of computers beyond personal use Name examples of devices that have a program

Level 2+-3

Spring Term (1) Know that software is a program Identify a range of input & output devices

Autumn Term (2) Performs complex searches using a filter

Autumn Term (1) Understand that a filter demonstrates Boolean logic

Spring Term (2) Creating documents that meets the needs of a specific audience

Summer Term (1) Know that data can be represented in different ways


Summer Term (2) Name boolean terms

Level 1-2

Spring Term (1) Creating documents that are fit for purpose

Autumn Term (2) Searching effectively online

Autumn Term (1) Personal online safety



Spring Term (1) Self portrait project	Spring Term (2) Cubism investigation	Summer Term (1) Cubism Project
Autumn Term (2) Copy and interpret famous self portraits	Autumn Term (1) Research famous self portraits	

Level 5+

Spring Term (2) How to take pictures	Summer Term (1) How to edit pictures	Summer Term (2) Photography project
Spring Term (1) How to take pictures	Autumn Term (2) How a camera works	Autumn Term (1) History of the camera

Level 4+-5

Spring Term (2) Mosaics project	Summer Term (1) Focusing on dry materials Introduction to pencil Biro Coloured pencils techniques Aim for confidence and mastery in all.	Summer Term (2) Focus changes to wet materials Introduction to Watercolour Acrylic Clay Ink Guidance on how to
Spring Term (1) Mosaics project	Autumn Term (2) Mosaics project	Autumn Term (1) Mixed Media Students will add various images to their surreal room. Using the following techniques: collage coloured pencils Paint. At this stage students will self select their materials.

Level 3+-4

Spring Term (2) African Masks Introduction to African masks. Students will design 4 masks then refine for a final mask design.	Summer Term (1) African Masks Students will make their mask out of clay. Learning a variety of indenting, joining, patternwork and addition techniques. Once fired masks will be painted using African colours.	Summer Term (2) Mixed Media Students will be introduced to the Surreal artist Rene Magritte. Learn 1 point perspective. Create a room using 1 point perspective.
Spring Term (1) Pop Art Developing painting skills. Brush control Colour mixing use of benday dots Use of outlines to add emphasis.	Autumn Term (2) Pop Art Introduction to Pop Art. Keywords; Benday Dots, Black outlines, bold flat colours. Lichtenstein artist study Learn how to use the grid technique A4 Develop the grid technique to enlarge a Pop Art inspired super hero. learn effective use of lettering through onomatopoeias.	Autumn Term (1) Printing Introduction to Steam Punk. Create 4 steam punk designs. Mono print technique Layered poly prin

Level 2+-3

Spring Term (2) How to complete a suitable and successful artist study. Start a group project to draw different parts of a sweets photo so 4 parts will link up together. revisiting plotting and observational drawing from term 1.	Summer Term (1) Colour theory- colour wheel and mixing with watercolours along with paintbrush control. Varying paint consistency, blending colours. Stronger pupils will demonstrate awareness of tone and include this in their paintings.	Summer Term (2) Printing Introduction to Steam Punk. Create 4 steam punk designs. Mono print technique Layered poly prin
Spring Term (1) Plot and create a balanced composition and in the correct perspective. Learn how to critically analyse the work of an artist. How to create a variety of mark making techniques.	Autumn Term (2) Landscapes Understanding what a landscape is. Key words: Foreground, midground, background, horizon, aerial perspective.	Autumn Term (1) Observation drawing How to use a pencil How to add tone How to correctly plot out an image. What detailing is important. How to create a successful composition

Level 1-2